
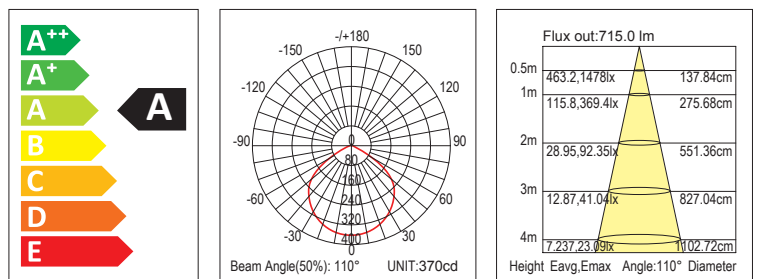
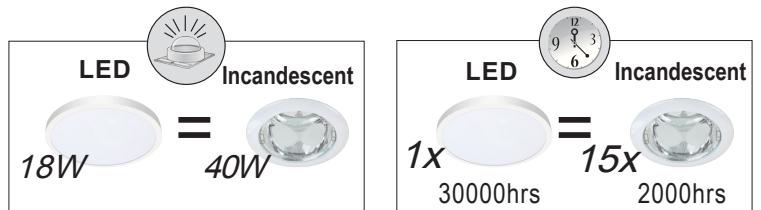
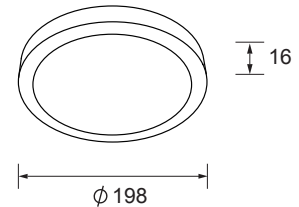


KK1917



Item No.	Color	Kelvin	Beam angle
KK1917	MWH	4000K	110°

General information:	
Item No.	KK1917
Product family code	LED down light
Installation type	surface-mounted
Shape	round
Adjustable	fixed
Housing material	ABS
IP code	IP20
Safety class	class II
Connection	wire connection
Ambient temperature	0 to +35°C
Rated life to 70% lum. flux	30,000 hours
Total power	18.6W
Light technical:	
Input	AC220-240V
Type of lamps	SMD2835
Number of lamps	80
Rated power	18W
Color consistency	<3
Light source replaceable	No
Color rendering index(CRI)	>80
Lamp color temperature	4000K
Total luminous flux	1000lm
Rated luminous flux in 120°	800lm
Luminous efficacy	53.9 Lm/W
Beam angle	110°
Light intensity	370cd
Electrical:	
Power supply	KLP18-60L, internal
Power supply included	Yes
Supply voltage	AC220-240V
Line frequency	50-60Hz
Safety class	class II
Dimmable	No
Switching cycles	25000
Starting time (s)	0.06
Warm-up time to 95% (s)	0.05
Power factor	0.5
Energy class	A



Approval Marks



Applied

EN 60598-1:2015
 EN 60598-2-2:2012
 EN 62031:2008/A1:2013
 EN 62471:2008
 EN 62493:2010
 EN 55015:2013
 EN 61547:2009
 EN 61000-3-2:2014
 EN 61000-3-3:2013
 EN61347-1:2008+A1:2011+A2:2013
 EN61347-2-13:2014